



Oscailt

IPF Newsletter - May 2016

A cháirde,

Tá bliain eile críochnaithe againn, agus caithfidh mé a rá gur bliain iontach a bhí ann! Cén fáth a deirimse sin? Bhuel, nílim ag scaoilint é sin amach fós, ach níl le déanamh ag duine ach féachaint ar ais ar na eagráin de chuid "Oscailt" atá eisithe againn i rith na bliana chun go bhfeicfidh tú féin!

So, we have managed to make it through another year thankfully, and what a year it has been! I'm not going to list off the many reasons here or I will have nothing left to say at the AGM this weekend, but one only needs to look back over the previous issues of "Oscailt" to see why it has been such a great year! Club activity has really been bubbling over this year, and more and more clubs are getting involved in all kinds of activities!



This time of year we see a massive upswell in high profile club events, exhibitions, League finals and Photographer of the year events, and I only wish I could make it to every one of the launch nights and other functions, as I thrive on the energy and buzz that is apparent around the country this time of year. And this is also apparent at National level. As we are careering full-speed towards the National Club Championships this weekend in Mullingar. I really am looking forward to this event! The Weekend events are always immensely enjoyable, with inspirational photography, and fantastic social activity. The atmosphere is always, without fail, electric!

I have promised every month to keep my introduction short, and every month, I fail miserably. I think it's looking like I am going to succeed for once in the entire year! So on that note, I bid you the best of luck, and I hope to see you all in Mullingar this weekend!

Go mbeadh samhradh fada, geal agus saibhir agaibh!

Slán go fóill,

Michael O'Sullivan FIPF FRPS, IPF President

Calendar of Events

Event	Date	Venue
IPF National Club Championships	Weekend, May 14-15th 2016	County Buildings, Mullingar
IPF Distinctions Sitting	Sat, May 14th 2016	Mullingar Arts Centre
IPF Judging Workshop	Sat, June 11th 2016	Dunamaise Arts Centre, Portlaoise
IPF Distinctions Sitting	Sat, September 24th 2016	George Moore Auditorium, UCD
IPF National Shield	Sat, November 12th 2016	Cork (venue tbc)
IPF Distinctions Sitting	Sat, November 19th 2016	LIT Thurles

IPF Distinctions Service Update

Deferring your application no longer an option!

From 12th May 2016 all deferrals of distinction applications will cease. From that date, an applicant who wishes to change their date will forfeit their original application, including the fee, and must reapply via website to an available session. They will not be refunded.

The National Council has taken this decision as the level of deferrals being sought for recent sessions is causing undue difficulty for other applicants and a logistical issue which is very time consuming for those involved in managing distinctions within the IPF. In many cases it is obvious that candidates are applying for assessment sessions when they have done little or no preparation on a submission, and later have to defer. In many instances, deferrals, or outright cancellations, have come too late to allow the vacancies to be filled from the waiting lists. It is unfair to expect another candidate to suddenly complete preparation of a panel at very short notice. The result is that sessions go ahead without complete quotas. With four assessment sessions in 2016, and four in 2017 also there should be no reason to rush making an application. Quotas are in place to allow thorough assessment of the panels.

- 2016 - May: Arrangements are complete and the lists are now closed.
- 2016 - September & November: The Licentiate and Associate quotas for September and November are full, with applicants waiting on vacancies for both sessions. We are not accepting any further applications (including waiting list) for these levels at these sittings.
- 2017: There will be four sessions - March, May, September and November.

APPLICANTS FOR SEPTEMBER AND NOVEMBER 2016 PLEASE NOTE:

- All Licentiate and Associate applicants for September and November, including those on waiting lists, will be allowed to defer to the March 2017 session, but must do so by 12th May 2016. After that date no deferrals will be allowed. September applicants may not defer until November as November is already fully booked with a waiting list in place.
- March 2017 will open for applications for the remaining quota places later this year.

Finally, please visit our website for current availability for distinction sessions and please read the information provided in relation to distinctions. While we are very happy to deal with your queries, please bear in mind that we are volunteers, and ask that you respect the time we give

by first checking for the information you need on our website. If the information you seek isn't listed, please let us know and we will review!

Images of Distinction - Volume Three

We are now closed for submissions.

Volume 3 will be launched on May 14th at the Mullingar Distinctions Session and we look forward to presenting all participants in the project & paid up distinction holders with a complimentary copy of the DVD at the Launch, or shortly after.

Availability

To check latest availability, [click through to this link](#) for the distinction application form. Please do not apply unless you are ready to submit a panel for adjudication on the date you have chosen. As mentioned above, deferring an application is no longer an option for new applicants. If you cannot make the date you applied for, you forfeit your application fee and must reapply as a new applicant, subject to availability.

New Distinction Application Fee Structure

Due to a number of factors, it has become necessary (and perhaps overdue!) to re-evaluate the application fees for each level of distinction. With effect for all new applications from March 1st onwards, the following is the fee structure for IPF distinction applications.

For members of IPF affiliated clubs:

- Licentiateship - €60
- Associateship - €80
- Fellowship - €100

For those who are not members of IPF affiliated clubs:

- Licentiateship - €80
- Associateship - €100
- Fellowship - €120

Please note that the new fee structure applies to new applications only. Where applications are already in place and/or on a waiting list for the May, September or November sessions, the fees already paid will remain at the previous levels and no additional amounts will be payable.

Annual Fees

Please note that annual fees for distinction holders are due from January 1st each year. These may be paid now [over on our website](#). Lifetime distinction fee option is also available at the fantastic rate of only €400!

Action Packed Weekend of Photography in Mullingar this May!

The Irish Photographic Federation National Club Championships 2016 will be held on the weekend of the 14/15th of May in Mullingar, Co. Westmeath.

The event will also have a fascinating talk, the Club Championships prize giving ceremony, awarding of latest FIAP distinctions, a social evening with dinner and of course the May IPF



National Club Championship 2016

Can new kids on the block, Creative Photo Imaging, keep their crown from last year, will Dundalk come to the fore again or will another club take the title!? We can't wait



to see the entries from all the clubs and enjoy the fun of old rivalries and new! Monochrome prints will be on display on Saturday from 2pm to 5pm, and the colour prints on Sunday afternoon from 2pm to 5pm.

Online entry is now open ([see website article](#)) and closing date for entries is midnight on the 8th of May.

The entry fee is €75 and this competition is open to all clubs who are in good standing with the Irish Photographic Federation.

Please register your club's interest by sending an email to darragh.sherwin@gmail.com

For full information on this years competition, [please visit our website!](#)

We welcome this year's judges and look forward to hearing their insights and learning from them!

- [Anne Sutcliffe FRPS](#)
- [Vanessa Slawson FRPS FBPPA ASWPP ABIPP AFIAP DPAGB](#)
- [Romain Nero EFIAP/g HonEFIAP](#)

May Distinctions Sitting

Nervous but exciting, the distinctions sitting will see photographers submit for three levels of assessment: Licenciateship, Associateship and Fellowship. Some of the work represents many years of carefully developed style and mastery, a joy to see. There will be beautiful photographic work on display and you can't help coming away from a distinctions sitting with fresh ideas about photography and inspiration for your own creative projects. Best of luck to all the entrants preparing their work. The distinctions sitting takes place on Saturday May 14th at Mullingar Arts Centre (just around the corner from the Club Championships venue!). Associateship panels will be adjudicated first, followed by fellowships and concluding with licenciateships. The schedule can be viewed [on our website](#).

Saturday Dinner

We are looking forward to meet old friends and hopefully a few new friends at dinner on Saturday night in the beautiful Annebrook House Hotel. Dinner is intended to be a relaxed affair, and will be from 8pm. To book your place and view the menu, [please fill out the reservation form over on our website](#). The price is €25 per person for three course meal and if last years meal at this venue is anything to go by, we're in for some wonderful food!



FIAP Distinctions

We'll be presenting the pins and certificates to all who were successful in their applications for FIAP distinctions this year just before we announce the results of the IPF Club Championships on Sunday May 15th.

Sunday Morning Lecture with Nick Scott

We're delighted to welcome [Nick Scott](#) FRPS MPAGB APAGB EFIAP as our guest speaker on Sunday morning with his presentation - "Every Picture Has a Story"

The accomplished Nick Scott is a Fotospeed lecturer, RPS Distinctions and PAGB judge, and has more letters after his name than you can shake a stick at! Nick will be giving a lecture on Sunday morning entitled "Every Picture Has a Story". He has a plethora of experience and interests; Nick was a forensic photographer, a press photographer and he loves photographing live theatre; so this will be one not to miss.

Annual General Meeting

The annual general meeting of the Irish Photographic Federation takes place on Sunday May 15th at 10.00a.m in Aras an Mhuillin Mount Street, Mullingar, Co. Westmeath. Further details over [on our website](#) including proposed amendments to our constitution.

Accommodation

The [Annebrook House Hotel](#) have a rate of €119 for a double room in the main hotel and €75 for single occupancy per night. They also have a number of 2 bedroom apartments available.

IPF Judging Workshop



We're been listening to your requests and are very pleased to announce details of a photographic judging workshop which will take place on Saturday June 11th at Dunamaise Arts Centre, Portlaoise. Come and join us and learn the challenges of being a judge. See it from the other side!

We are delighted to welcome Stan Miller over from the UK as keynote speaker on this workshop and look forward to hearing his perspective on judging images.

This workshop is intended as a hands-on learning experience. All participants will be provided with scoring and commentary sheets and will be expected to actively participate during the day. In addition to Stan's presentation,

participants will be separated into groups guided by a facilitator chosen from experienced national and international IPF judges.

Full details will be posted on the website shortly along with booking form. The workshop costs €40 per person with discounts available for group bookings from IPF clubs and for paid up IPF distinction holders.

Cost:

€30: IPF Paid Up Distinction Holders

€30: Group booking for five or more people from an IPF affiliated club

€40: All other participants

You can book your place via [this page on our website](#).

Focusing on: Mayo Photographic Club



Q: When was Mayo Photographic Club founded?

A: Mayo Photographic Club was founded in 1977 by a group of photography enthusiasts. One of the founding members, Michael O'Sullivan, is still a member of the Club. This coming 2016-17 will be our 40th Anniversary.

Q: How many members do you have?

A: Varies between 25-35 but we have a great attendance rate at our meetings.

Q: When and where do you meet?

A: We meet every Monday night at 8 o'clock on same calendar as school term in Macalla Hall, Lough Lannagh in Castlebar.

Q: Any notable events? (exhibitions / workshops etc)

A: We are planning our 40th anniversary which is upon us next year. It's not a bad achievement to keep the momentum of any club going for forty years. But this is down to the members

themselves both past and current and everyone's love of photography. What we will be doing to mark the year will probably be an ongoing thing but we will be having an exhibition sometime during the year. So watch this space. One thing that is very special is the fact that one of the founding members Michael O'Sullivan is still a very active member.

Q. Any member have any significant achievements or milestones recently?

A. Past chairperson Brian Wilson had a recent exhibition to his work at the Ballycroy National Park Visitor centre and current Chairperson Michael Gannon had work selected to exhibit at the Laroque Arts Festival in France.

Q: What do you attribute your success to?

A: Friendly, helpful and enthusiastic members who are always willing to take the reins and hold workshops and talks about their work and many other aspects of photography at the drop of a hat.

Q: What was the best outing/talk/club night in last 12 months?

A: We have had many Guest speakers this year from outside our club Mick Bourke, Michael Mc Loughlin, Eileen McDermott and many wonderful presentations from current members. We have been taken from Argentina with Anthony and Eileen Pickering to Vietnam with Ann Doherty to abandoned industrial buildings with Laura Mura. Another big event we held recently at the club was a fundraising night in support of Diabetes Ireland. Club member and Madrid native Angeles Zamorano gave a talk is about the traditions and gastronomy of Madrid and Castilla la Mancha. Lots of great Spanish food to be had and more importantly €430 was raised. Another night that stands out was a night where quite a few members brought in slides and after dusting off the old slide projector we had a great night with lots of laughs and long discussions about 'Getting it right in the camera'

Q: If another camera club came to Mayo where are the best kept secrets that they should photograph?

A: Where do you start? If another Club came to Mayo I think they should be sent to Killgalligan and that bit of the Wild Atlantic Way - or to the heights above Shrawaddicon Bay. Take the Sheefry Pass to Doo Lough. All along North Mayo from the sea stack and cliffs in Ballycastle all the way to Belmullet. Take a boat to the Inishkea Islands North and South. Other islands not to be missed are Achill, Turk and any or all 365 islands in Clew Bay. Move inland and you have countless lakes, Lough Carra, Mask, Lough Nafooney to name a few. And Mayo has more Blue flag beaches than you could shake a stick at. If it's picturesque towns photographers want we have Mulranny, Newport, Cong Westport, Killalla to name a few. Mayo is a photographers dream.

Q. What is the aspect of your group that makes it so special?

A. This quote from longtime member Monica Flanagan answers this question for everyone in the club "For me the aspect of the Club that makes it so special is the fact that I have made some special friends there - those from whom I can ask for help if I need it, tips when I'm flagging, like-minded photographers with whom I go out to take photographs and above all the fun I have when at Club meetings. I also love when we have speakers...and it's a bit special that beginners get the beginners course free at the beginning of each Camera Club Year...and Angela's cuppa mid meeting".

Q: If you could ask the IPF to improve on one thing, what would that be?

A: Can we say two things? IPF Distinction Sittings, National Club Championships or National Shield Competitions to be held West of the Shannon a bit more. And also maybe have a separate category, possibly 'Photographic Art' for composite/highly manipulated imagery when it come to any individual and inter club competitions.

In the Spotlight: Tony McDonnell

Q: When did you take up photography?

A: In the early 1980's

Q: Which club are you a member of?

A: Dundalk Photographic Society.




Q: Do you have any IPF / FIAP / RPS etc distinctions?

A: I hold the EFIAP/platinum distinction, one of just two photographers in the IPF to have reached that level so far.

Q: What persuaded you to take up photography?

A: Shortly after we were married, my wife bought me a SLR for my birthday as I had often said I'd like to own a "good" camera. My early attempts at using it were a complete disaster, so I joined my present club to learn how to use it. This move enabled me to get a handle on the various camera settings and controls, but more significantly it really broadened my outlook on photography which up till then was quite narrow. No longer was the camera just for recording family occasions and holiday trips. There was a very wide range of subject matter out there and the opportunity for lots of creative input by the photographer. I was hooked.



Q: First camera? First DSLR?

A: That birthday present my wife gave me was an Olympus OM10. I held off buying a DSLR (a Canon 5D) until 2007, although I had been working digitally since the mid 1990's by scanning my negatives and slides.

Q: Are there photographers you are influenced by?

A: Michael Kenna's minimalist landscapes are an inspiration, as well as the travel photographs of Steve Mc Curry. Like many street photographers, I would regard Cartier-Bresson as being a big influence as well.

Q: What genre of photography best describes your photography or are you a general interest photographer?

A: My main interests are people and landscapes. My interest in people finds expression in street, travel, and portrait photography.



Q: Canon or Nikon or Fuji or Sony ?

A: Canon.

Q: Would you recommend joining a camera club? Why? What have you got out of it?

A: Most definitely. As I mentioned earlier in relation to my own experience, it can broaden your outlook and open your eyes to other possible areas to take your photography into. A club also provides a platform to display your work and to get feedback on it, which is very important. In the right environment the club can help you progress your photography. Members can feed off each other and raise each other's standards, which has been my own experience in Dundalk P.S. When you join a club, however, you have to engage; you can't be passive. A final piece of advice I would give is to train and develop your own eye, and to follow your own eye.



Q: Your own favourite image?

A: Of my own images "Horse and Tree in Fog", from other photographers, I've always liked "Moonrise, Hernandez" by Ansel Adams.

Q: What does photography mean to you?

A: Photography has become somewhat of a passion for me. It provides me with a medium through which I can express my view of certain aspects of life and people, and to do so in a way that utilises whatever creative ability I may have.



Q: What is your photographic dream?

A: A National Geographic assignment.



View more of Tony's images over at www.fineartphoto.ie

Top Tips for Landscapes - Bryan Hanna LIPF

Bryan Hanna is a member of Malahide Camera Club and is a full time professional photographer. His fabulous portfolio of landscape images can be found on www.bryanhanna.com. Thank you to Bryan for taking time to share some of his landscape secrets with us!



Let's Talk landscapes

Growing up in Ireland it is very easy to fall in love with the beauty of its landscape. From the wilds of the west to the ancient charms of the east, the land provides so many breath-taking locations and scenes. This combined to our often (very) mixed weather conditions makes it the perfect place to shoot landscape photography.

Planning/Locations

Before setting out on my landscape photography trips I do a huge amount of planning and research into the area I am going in order to get the most out of the trip and come back with the best images. This begins with me familiarising myself with the area using Google Maps. I use a mixture between Satellite imagery, geo-tagged photographs and sometimes Street View to try to find interesting areas to photograph. Resources such as [Flickr's Map](#) and [500px's Map](#) can also be useful for finding areas that other photographers have explored. Once an interesting location

is found I consider what time of day the scene would be best photographed in. Most of the time I plan my shoots for sunrise and sunset to get the most colours and drama out of the scene but moody black and whites and long exposures can also be an interesting approach that can be shot during the day. To get the angle of the sunrise and sunset and the time of each I use [The Photo Ephemeris](#) which is available as a free website or a paid downloadable app. With the time planned I then check the relevant tides if my location is by the sea, plenty of good free apps and websites make this part easy.

That completes the planning stage for my image, next is the realisation of the image I now have built up in my mind.

Composition

I arrive at the scene early; giving myself plenty of time to get set up and find my composition before the magic moments of the light happen. When I am teaching landscape photography the first thing I tell people is when they turn up to a scene never set up your tripod and set your camera on it straight away. When you do this, very often you won't move very far from there and you will probably miss the best composition. Instead grab your camera, whatever lens suits the scene, stick the camera into Program or Aperture Priority Mode and start framing the scene through your viewfinder. Find the best angle on your subject/scene taking into account the foreground, background and making sure you are not cutting anything off near the edges of the frame. There are many "rules" that can help you to compose the scene into a pleasing way such as the rule of thirds, the golden ratio, leading lines, symmetry and many more. If you have problems creating pleasing compositions study these rules and see what fits your scene best and as with all photography rules, learn them then break the rules as you see fit!



Focus

Once I find my composition I set up my tripod accordingly. If your camera has live view mode stick it into that mode. With your lens in manual focus mode, zoom in 10x with live view on an object 1/3 of the way into the scene and adjust the lens to focus on that. If your camera does not have Live View you will need to do this by eye through the viewfinder and double check it by taking a test image and zooming into it to check the focus.



Exposure

Next set your camera into Manual Mode. Set ISO to the lowest it can go to get the best quality out of the image (unless you are shooting night images). Next choose a suitable aperture, most of the time in landscape photography you want to be between F/9 and F/16 to get the entire scene in focus and get the sharpest image. Once those are set either use live view's Exposure Simulation to find an exposure that works or use your camera's

inbuilt metering to get an averaged exposure. Using a cable release or the built-in 2 second timer trigger the shutter. Check the results on the back of the screen but don't rely on that too heavily, also check your histogram to make sure you are capturing as much information from your scene as possible. If you don't know how to read your histogram check out [this great article on histograms for landscape photography](#). Adjust your settings accordingly, increase your shutter speed to darken your image, increase your shutter speed to lighten it.

When shooting seascapes a shutter speed of around 1/4 to 2 seconds usually works best to get motion in the water while maintaining some structure. You will need to adjust your aperture and ISO accordingly to maintain a shutter speed of these times.

With plenty of practice this setting up procedure becomes second nature and you can concentrate on your scene and your composition more than worrying about settings.

Next month we will talk about using filters for landscape photography, the pros and cons of using filters as well as more powerful options such as exposure blending. We will also dive into the world of the digital darkroom exploring how to get the best out of your raw files and turning them into finished images.

Who's Who on IPF Council

This month, we say introduce you to Bob Morrison FIPF ARPS. Bob is the extremely hard working IPF Distinction Secretary who was honoured in 2015 with the Brendan Walkin Memorial award for his outstanding and longstanding contribution to the Irish Photographic Federation.



"I am a member of Mullingar Camera Club, and currently Chair of the club. I am interested in all forms of photography but particularly photojournalism. I particularly admire the work of the Magnum photographers, Cartier-Bresson, Erwitte, Salgado et al. but enjoy most forms of photography.

Theatre photography is a particular interest, coming as much from an interest in cinema as much as anything else but also from a life-long interest in music. It is essentially low-light photography and involving as much work in post-production in Photoshop as in taking the images. In the end, it gave me my FIPF and ARPS.

I have been involved with the IPF for more than 30 years, having been Vice President, National Competition Secretary and on Council for most of that time. Before becoming Distinctions Secretary I was a distinctions assessor.

Outside club photography I lecture in photography in Athlone Institute of Technology."

Shannon Camera Club Exhibition



Shannon Camera Club members will hold their annual exhibition in the Sean Lemass Library in Shannon from May 3rd to May 28th. The club will be showing forty framed pictures, both colour and monochrome, and will also have a selection of Audio Visuals available to the public on the Library computers.

IrishLight

A New Landscape Photography Festival And Collaborative Image Creation Project

Taking Place Throughout Ireland from Sept 26th - Oct 2nd 2016



IrishLight brings Irish and international landscape photographers together in a new and novel way providing a full week of interesting events while also creating a unique body of photographs of the Irish landscape. The project is being run and has been conceived by former Irish and European professional photographer of the year Peter Gordon.

The theme of this year's inaugural event is 'Atlantic Reach', focusing on some of the most iconic parts of the west coast and the Wild Atlantic Way. The purpose of the festival is 2 fold.

Firstly, there is education and inspiration for the many many people who love to take pictures of Ireland. There will be talks throughout the week, 6 consecutive workshops taking place from Donegal to West Cork over a 2 day period, as well as the final 'Big Day' where both domestic and international speakers will present on a range of topics all landscape photography related. Secondly, a body of work will be created from the 6 workshops that will show the Irish landscape in a moment in time. The theme of this years festival, 'Atlantic Reach', has dictated the locations of these workshops.

Each workshop will be led by one of the leading lights of Irish landscape photography. There will be 7 instructors and 44 participants shooting different locations along the west coast over the same two day period. Each workshop participant will get expert advice from the workshop leaders throughout, and one of their images will be chosen for the IrishLight collection 2016 and presented through media to a domestic and international audience.

See the list of workshop leaders and locations below:

- Donegal with Peter & Ed Gordon
- Mayo with Enda Cavanagh
- Connemara with Daragh Muldowney
- Clare with George Karbus
- Kerry with Norman McCloskey
- West Cork with Rohan Reilly

Full details over on www.irishlight.ie

Transition Year Photography Competition

Kilkenny Photographic Society is pleased to announce the success of its 6th Annual Awards Night for the Transition Year Photography Competition. The event was held in the Newpark Hotel on Thursday, 14th April at 7.30pm.



This year's competition attracted hundreds of photographs from transition year students in Kilkenny City and County. Their entries were judged by Bill Power FIPF. We would like to thank Nikon, White's Pharmacy, Hennessy Sports and Kilkenny Photographic Society for their very generous sponsorship of this event. We would also like to particularly thank Kilkenny County Council whose support, through the Arts Grant Scheme, made this year's event a huge success.

The overall winner, Laura Isselhorst (Presentation Secondary), received a DSLR camera sponsored by Nikon.

The winning photographs will be on display in the Book Centre Window over the coming weeks.



Photo Credit: Mark Desmond, Kilkenny Photographic Society

Celbridge Camera Club Annual Exhibition



The Annual Exhibition of Celbridge Camera Club will be held in Castletown House, Celbridge from Saturday, 28th May, 2016 to Sunday, 12th June, 2016. All welcome. Further details on www.celbridgecameraclub.net



Tallaght International Salon 2016 - Open for Entries

Tallaght Photographic Society International Salon of Photographic Art 2016




Online Entry Available @ www.tpssalon.com

Closing Date for Entries is 24th of September 2016



TPS Salon is run with PSA & FIAP recognition.



6 Sections to Enter.....

- Colour Print Open
- Monochrome Print Open
- Colour Landscape
- Projected Open
- Projected Nature
- Projected Travel



Last Years Gold Medal Winners



Ireland's longest running salon of Photography, now in its 26th year, the Tallaght Photography Society International Salon of Photographic Art, is now accepting submissions for 2016.

The salon will be accredited by the Photographic Society of America (PSA) and The International Federation of Photographic Art (FIAP) and is also supported by the IPF.

Closing date is 24th September 2016.

The sections are:

Print:

- Colour Open
- Monochrome Open
- Colour Landscape

Projected Digital Image:

- Open
- Nature
- Photo Travel

More information can be found at <http://www.tpssalon.com/>

Entries can be submitted [here](#).

Follow them on their [Facebook page](#) to keep up to date.

Discover Arctic Light

Marek Biegalski describes his experience of chasing magic skies in Norway for the elusive aurora borealis and looks forward to a return visit this October when he will [be running a photography workshop](#).

The Lofoten Islands are a destination I've been dreaming of visiting for the last few years. After months of planning and research I finally travelled in March 2016 to north Norway's Archipelago called Lofoten, home to some of it's most magical landscapes and breathtaking scenery. The route to Lofoten has an incredible chain of bridges connecting all islands and a few kilometres of long tunnels. Fine white sand lapped by light blue water beaches and backed by rolling pastures and dramatic peaks rising straight out of the water makes exploring Lofoten really unique. Every single corner of island has great potential for creating great images, it is only a matter of getting right conditions and light. I felt that you could stay in one location for hours and keep taking photographs. The weather can be frustrating at times, but the storms often bring dramatic changeable light throughout the day. If you have a good day you can keep taking photographs from dawn till dusk.



Each day was different from icy cold winds to calm sunny days with snow falling overnight which covers the islands and looks like a soft white pillow. We experienced temperatures of +5c to -16c but it wasn't too bad. In other travel adventures I have experienced colder winds and at times my lips have burst and had skin cracking on my fingers, but it is absolutely normal and to be expected. To make up for this discomfort I have been rewarded with the privilege of getting to see eagles, white rabbits and moose.

The only regret I have is that I will have to wait so long to see this part of the world again. It is not a cheap and easy adventure, but what I have seen and experienced in return is simply priceless...

The Rebel Cup



Cork Camera Group were announced as winners of the inaugural Rebel Cup, a new photographic competition and exhibition for Cork based photography clubs and societies. The goal of this event was to bring together photographers in a social event and to celebrate some of the best photography and photographers throughout Cork City and County and showcase their work in an exhibition.

Runners up were Blarney Photography Club with Mallow Camera Club coming third.

Michael O'Sullivan from Cork Camera Group won the prize for best print for his image 'Ophelia'. Michael had presented a fabulous talk earlier in the day in the council chamber about his personal photographic work.

The ten clubs taking part were:

Blackwater Photographic Society, Blarney Photography Club, Carrigaline Photographic Society, Clonakilty Camera Club, Cobh Camera Club, Cork Camera Group, East Cork Camera Group, Fermoy Camera Club, Kinsale Photographic Society and Mallow Camera Club.

The judges, John Hickey, from Limerick and Deirdre Watson, Drogheda Photographic Society, praised the quality of the entries throughout all the clubs and provided extensive feedback on the images entered to the participants.

Councillor John Paul O'Shea, Mayor of the County, also praised the entrants for their skill and commitment and said the Council was delighted to host the event.

Michael, speaking in his role as IPF president, praised Niamh Whitty of CCG for her vision in creating this event and all those on the organising team who made the event possible. He also thanked Cork County Council Arts Officer Ian McDonagh for his support and commitment to the project. The organisers would also like to extend thanks to Barker Photographic for the very generous sponsorship and support of this event.

The 100 photographs from 100 photographers include landscapes, portraits, sports, abstracts and a variety of other subjects were on display in the foyer at Cork County Hall during April.

Find out more about the event on its [Facebook page](#).



Members of Cork Camera Group pictured with Cork County Mayor Councillor John Paul O'Shea and competition sponsor Paddy Barker from Barker Photographic.

Dundalk Photographic Society Annual Exhibition 2016

Dundalk Photographic Society
2016 Annual Exhibition opened
this year by the President of NIPA

(Northern Ireland's Photographic Association) Mr Vittorio Silvestri. DPS (Dundalk Photographic Society) were delighted to have Mr Silvestri open the exhibition as Vittorio is known to have a keen eye for a good photographic image both professionally in Ophthalmology capturing digital images of the eye and also as a well respected photographer in the club scene. Vittorio Silvestri spoke and thanked DPS for the invite and said that he was honoured to open the exhibition and expressed how impressed he was with the standard of work which was on exhibition, stating that the standard was as high as it



gets at any club exhibition and then some. Mr Silvestri noted the cross border relationships which DPS have forged with several clubs in Northern Ireland and the clubs participation in events run in NI.

The 2016 DPS Exhibition Judge who was chosen and visited from the England was Barbie Lindsay, EFIAP/s, MPAGB, and FBPE. Barbie Lindsay a very respected Judge and Photographer from England, delivered a lecture on the Thursday evening before the Exhibition launch to DPS members and members from visiting clubs from Bandbridge, Cavan, Navan, Droghada to name but a few. Barbie's lecture and presentation demonstrated to all present her ability to inject humour into many of her images and her portraits of characters who seldom pose for the camera inspired all present. Barbie told all who attended the Exhibition opening how impressed she had been with the standard and volume of work presented in the exhibition and drew particular attention to the very high standard of work produced by the non- advanced and intermediate photographers within the club.



Only one image from one author can win the overall best image of the 2016 Dundalk Photographic Society Exhibition and this year the image was a monochrome image, dominated with iconic Irish elements such as the sea, the foreshore, mountains, dramatic sky's and of what else but a horse full of free spirit. The

title of the winning image "Bad Hair Day", this is a capture of a tethered horse, with its mane blowing in the wind upon a backdrop of Dundalk Bay and the Cooley Mountains illuminated by a dramatic sky. A fantastic image, of which the author is Dundalk man, Conor McEaney. Well done Conor.

- by Damien O'Malley, PRO, Dundalk Photographic Society

Dundalk Photographic Society Photographer of the Year 2016

Tony McDonnell was crowned DPS photographer of the year after the in house club finals which were held in the DPS clubrooms recently.

Three esteemed Irish Judges; Seamus Costelloe from Kilkenny, Des Connors from Cavan and Paul Stanley from Dublin judged the DPS club final over a two hour period. Each competing member must select six images from their past season entries for each section entered, monochrome and colour prints. It's a print competition.



As PRO, I spoke to (ambushed!) the three judges before the competition started and asked them individually what they would be looking for in a winning print.

I first spoke to Paul Stanley. Paul said that he "would be looking for top class images; images that will grab my attention stop me in my tracks, inspire me but also and more importantly have a story behind them. Because it's a competition the image must be technically perfect especially the awarded winning images".

Next I asked Seamus Costelloe. Seamus answered "Initially the impact, the wow factor, I like simplicity, images that speak for themselves, tell us something. That way it's easy for a judge to assess an image that has simplicity, so I enjoy the experience and the seeing of new images. So the criteria I look for - the wow factor, quality and the rest follows from there".

And lastly I asked Des Connors the same question. Des answered "what I'll be looking for is the quality and the style in which the image is printed, I know that there are a lot of various styles and techniques within this club and I like seeing new styles emerge. I'll look for print quality and sharpness is key, and of course accuracy in the image. I am looking forward to seeing the images here in Dundalk tonight one of Irelands Premiere clubs, there's always some great work. "

- by Damien O'Malley, PRO, Dundalk Photographic Society

Got News?

Have news for us?! Great! Send it in!
Suggestions for future editions also most welcome!

Get in touch via Contact Page on our [website](#) and select "Newsletter" to send your message!

In Our Next Issue..

Next month, we'll be sharing all the news from our very busy IPF Club Championship weekend, plus we'll be relaunching the newsletter competition bigger and better than before!

Share the News

Please feel free to share this newsletter with anyone you feel may be interested and encourage your club members to subscribe via [this link](#).

Follow us on Facebook...

Find us on Twitter...



[Unsubscribe](#)

Irish Photographic Federation

Newsletter edited and compiled by Niamh Whitty (IPF Webmaster)

Associate Editor: Michelle La Grue (IPF Public Relations Officer)

Associate Editor: Michael O'Sullivan (IPF President)